

TAKE CONTROL.

HYDRAULIC TOPLINK GUIDE




MOTUS
HYDRAULICS

TOPLINK RANGE

We build toplink cylinders for 15 to 500hp rate toplinks

Need a Custom
built ram? Call
+64 6 879 8590

TRACTOR RANGE		CODE	BORE x SHAFT x STROKE	CLOSED CENTRES MM	OPEN CENTRES MM	MOUNTING DETAILS		TONNAGE @ 2250 PSI	
						TRACTOR	SPEAR	PUSH	PULL
(MOST COMMON SIZES HIGHLIGHTED YELLOW)									
Most tractors	15-35hp	TL-A	2 x 1 x 250mm	538	788	CAT 1	CAT 2	3.14	2.35
	15-35hp	TL-A2	2 x 1 x 250mm	533	783	CAT 1	CAT 1	3.14	2.35
	30-70hp	TL-B	2½ x 1¼ x 250mm	535	785	CAT 1	CAT 2	4.90	3.68
	30-70hp	TL-B2	2½ x 1¼ x 200mm	459	659	CAT 1	CAT 2	4.90	3.68
	70-130hp	TL-C	2½ x 1¼ x 250mm	566	816	CAT 2	CAT 2	4.90	3.68
	110-150hp	TL-D	3 x 1½ x 250mm	566	816	CAT 2	CAT 2	7.06	5.30
	140-200hp	TL-E	3½ x 1¾ x 300mm	680	980	CAT 3	CAT 3	9.62	7.21
John Deere	60-120hp	TL-F	2½ x 1¼ x 250mm	538	788	20mm ball	CAT 2	4.90	3.68
Knuckle type end: suits most brands	Knuckles available in 4 sizes: 20mm, 1", 28mm, 32mm (CAT 1, 2, 28mm, 3)								
	100-130hp	TL-G	2½ x 1¼ x 250mm	574	824	Knuckle	CAT 2	4.90	3.68
	130-170hp	TL-H	3 x 1½ x 250mm	574	824	Knuckle	CAT 2	7.06	5.30
	130-170hp	TL-HQ3	3 x 1½ x 250mm	626	876	Knuckle	CAT 3 QH	7.06	5.30
	130-170hp	TL-H1	3 x 1½ x 250mm	654	904	Knuckle	CAT 2	7.06	5.30
	180-240hp	TL-H2	3½ x 1¾ x 250mm	594	844	Knuckle	CAT 3	9.62	7.21
	180-240hp	TL-H2QH	3½ x 1¾ x 250mm	655	905	Knuckle	CAT 3 QH	9.62	7.21
	200-250hp	TL-H3	4 x 2 x 250mm	594	844	Knuckle	CAT 3	12.56	9.42
Valtra & MF	90-120hp	TL-O	2½ x 1¼ x 300mm	595	895	CAT 2	CAT 2	4.90	3.68
Valtra & MF	110-150hp	TL-P	3 x 1½ x 300mm	595	895	CAT 2	CAT 2	7.60	5.30
Case CX	90-120hp	TL-Q	2½ x 1¼ x 250mm	537	787	Tongue 28 wide	CAT 2	4.90	3.68
	110-150hp	TL-Q2	3 x 1½ x 250mm	537	787	Tongue 28 wide	CAT 2	7.60	5.30



Hosekits available for all Motus Hydraulic Toplinks.



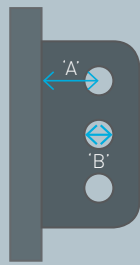
This chart is a guide only - consideration should be made for the type of implement that will be fitted.
* The cylinder mount fits to the tractor 'link' which is permanently fixed to the tractor.

RAMPHONE: +64 6 879 8590 // WWW.MOTUSHYDRAULICS.COM

TO ORDER

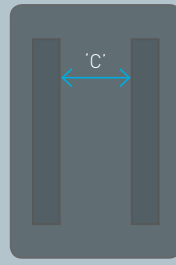
Ordering a new MOTUS toplink is simple: Measure the dimensions A, B and C on your tractor ram mounting plates and tell us your tractor model and HP rating.

Finally, check whether you will need a custom spacer and we will recommend the appropriate size toplink.



1 Measure distance 'A' from hole centre to back plate

2 Measure pin size 'B'



3 Measure distance 'C'

4 Tractor size and HP




5 Check whether you will need a custom spacer added to your ram: measure distance 'D' from the centre of the pin hole to outside top radius of mount plate


BEFORE USE

To ensure long toplink life, check clearances for free movement before use.

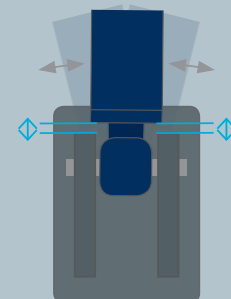
We recommend that you install your MOTUS toplink using the **top hole** in the mounting plates.



1 Double check clearance between ram and mounting plates



2 Check clearance between ram base and flanges on mounting plates



3 Check side to side clearance

OPTIONS



Quick hook
CAT 2, CAT 3


Position
indicator

Hydraulic safety
lock valve

Knuckle base end CAT 1,
28mm, CAT 2, CAT 3

HYDRAULIC LEVELLING BOX CYLINDERS

TRACTOR LINKAGE CAPACITY	TRACTOR HORSE POWER	CODE	BORE x SHAFT x STROKE	DIMENSIONS
Up to 2500kg	18-40hp	LB 2.0	2 x 1 x 150mm	Custom built to suit tractor
Up to 4000kg	40-80hp	LB 2.5	2½ x 1¼ x 150mm	Custom built to suit tractor
Up to 6000kg	80hp +	LB 3.0	3 x 1½ x 250mm	Custom built to suit tractor



RAMS YOU CAN RELY ON

We invented and have been designing and building hydraulic toplinks in the Agricultural market since 1963. MOTUS rams are built to last - in fact, rams we built in the 70s are still going strong.



MOTUS TOPLINKS FEATURES

- Extra thick walled tube for strength and blowout resistance
- Unique cast iron floating head with a larger bearing surface
- Special ports give you ultimate control over your implement
- A huge range of ball ends, knuckles and hooks is available
- Superior quality ball ends with highly accurate internal profile and hardened ball doesn't get sloppy
- Greater ball angle allows more freedom of movement for your implements

CUSTOM BUILD

Motus have a vast range of sizes available to suit virtually any tractor. If you need something special, call our helpful team and they'll guide you through our custom build service.

TRACEABILITY

A unique identification number is stamped into each ram for full traceability and parts backup.

2 YEAR WARRANTY

Backed by more than 40 years experience, we confidently offer a 2 year warranty on all of our toplinks.

DISTRIBUTED BY:

MOTUS
HYDRAULICS

RAMPHONE: +64 6 879 8590 // WWW.MOTUSHYDRAULICS.COM